


AC-BE01

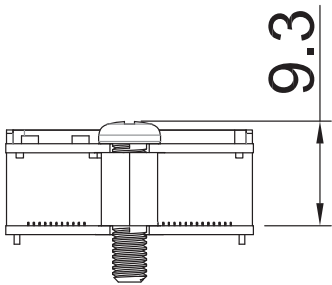
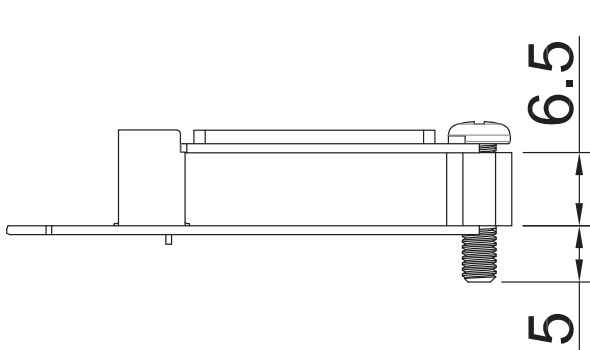
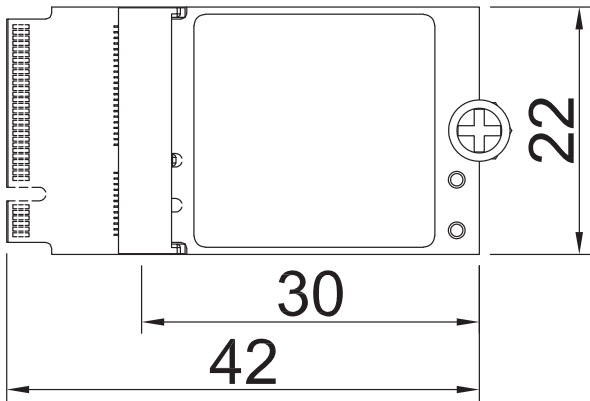
M.2 Key B Type 2242 to M.2 Key E Type 2230 Adapter Card



Specifications

| | |
|-------------------------|---|
| Interface | • M.2 Key B |
| Form Factor | • 2242 (22mm x 42mm) |
| Onboard Connector | • M.2 Key E socket for 2230 form factor devices |
| Dimension (W x D x H) | • 22 x 42 x 9.3 mm |

Dimensions



Ordering Information

Available Models

| Model No. | Description |
|-------------|---|
| AC-BE01-R10 | M.2 Key B Type 2242 to M.2 Key E Type 2230 Adapter Card |

Package Checklist

| | |
|-------------------|-----------------|
| • Adapter Card x1 | • Screw Pack x1 |
|-------------------|-----------------|

Compatible List

| Product Series | Product Model |
|----------------|---------------|
| DA Series | DA-1200 |
| DC Series | DC-1300 |